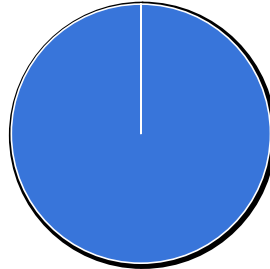


Cuesta College Summary Report - July 19, 2013

Survey: 2012 Fall DE Student Satisfaction Survey

2. Please select the college from the drop down menu where you completed the distance education course in the 2012 Fall semester.



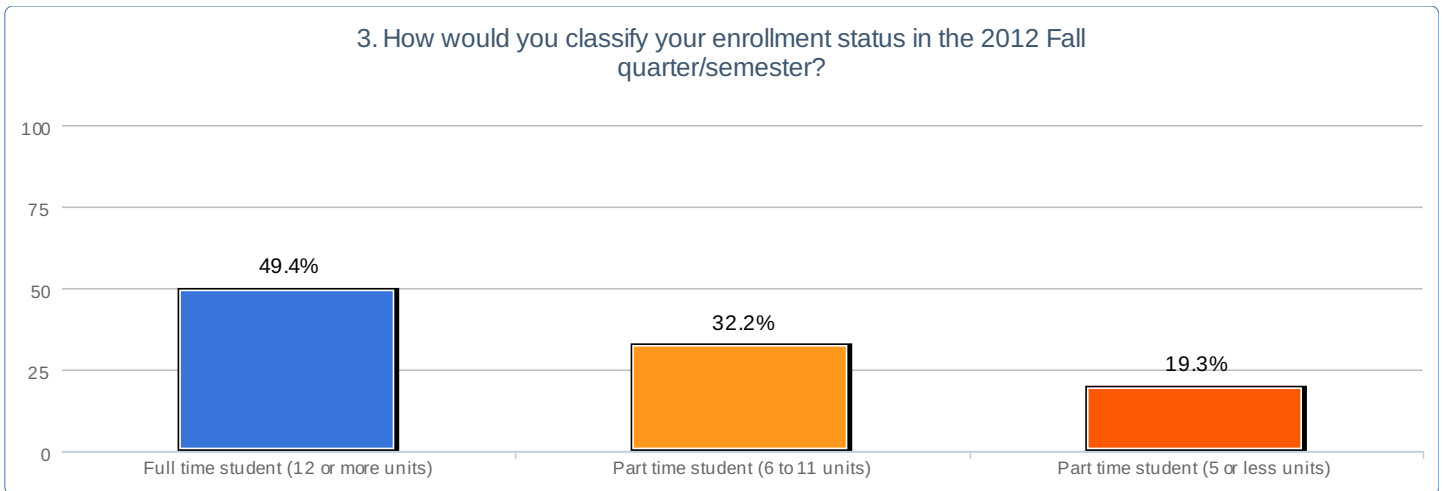
Cuesta College 100%

2. Please select the college from the drop down menu where you completed the distance education course in the 2012 Fall semester.

Value	Count	Percent %
Allan Hancock College	0	0.0%
American River College	0	0.0%
Antelope Valley College	0	0.0%
Bakersfield College	0	0.0%
Berkeley City College	0	0.0%
Butte College	0	0.0%
Cabrillo College	0	0.0%
Chaffey College	0	0.0%
Citrus College	0	0.0%
City College of San Francisco	0	0.0%
College of Marin	0	0.0%
College of the Sequoias	0	0.0%
College of the Siskiyous	0	0.0%
Cosumnes River College	0	0.0%
Cuesta College	233	100.0%
Cuyamaca College	0	0.0%
Cypress College	0	0.0%
Diablo Valley College	0	0.0%
El Camino College	0	0.0%
Evergreen Valley College	0	0.0%
Feather River College	0	0.0%
Folsom Lake College	0	0.0%
Fresno City College	0	0.0%
Glendale College	0	0.0%
Grossmont College	0	0.0%
Los Angeles City College	0	0.0%
Los Angeles Harbor College	0	0.0%

Statistics	
Total Responses	233

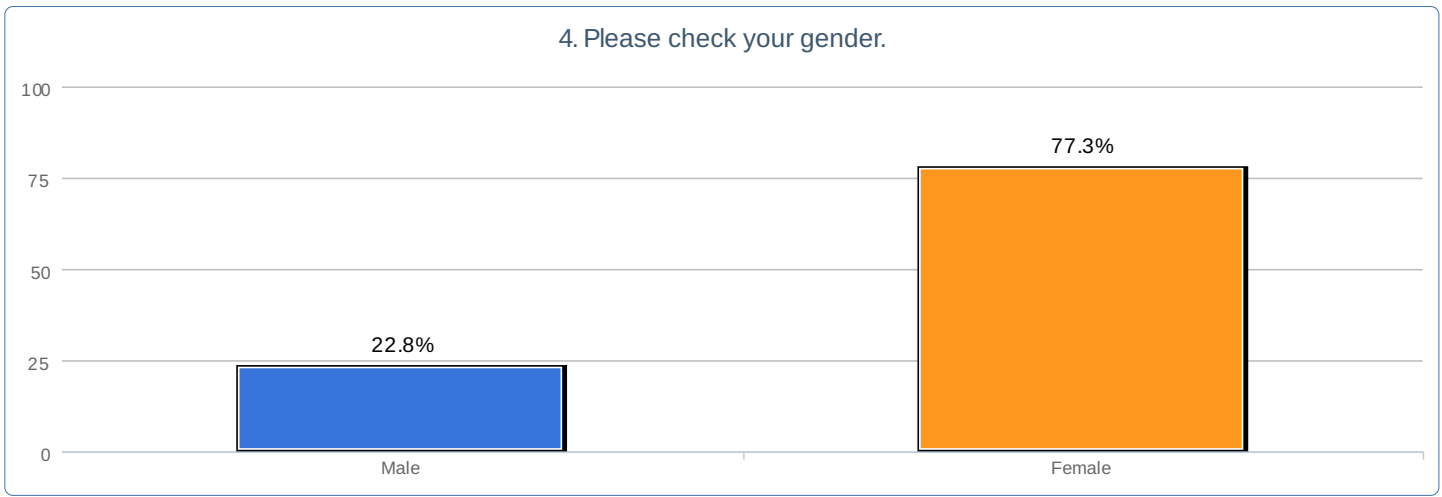
Merced College	0	0.0%
Mira Costa College	0	0.0%
Mission College	0	0.0%
Moreno Valley College	0	0.0%
Norco College	0	0.0%
Pasadena College	0	0.0%
Porterville College	0	0.0%
Riverside City College	0	0.0%
Sacramento City College	0	0.0%
San Diego City College	0	0.0%
San Diego Mesa College	0	0.0%
San Diego Miramar College	0	0.0%
San Joaquin Delta College	0	0.0%
Santa Ana College	0	0.0%
Santa Barbara City College	0	0.0%
Solano College	0	0.0%
Southwestern College	0	0.0%
Skyline College	0	0.0%
Victor Valley College	0	0.0%
West Hills-Lemoore College	0	0.0%



3. How would you classify your enrollment status in the 2012 Fall quarter/semester?

Value	Count	Percent %
Full time student (12 or more units)	115	49.4%
Part time student (6 to 11 units)	75	32.2%
Part time student (5 or less units)	45	19.3%

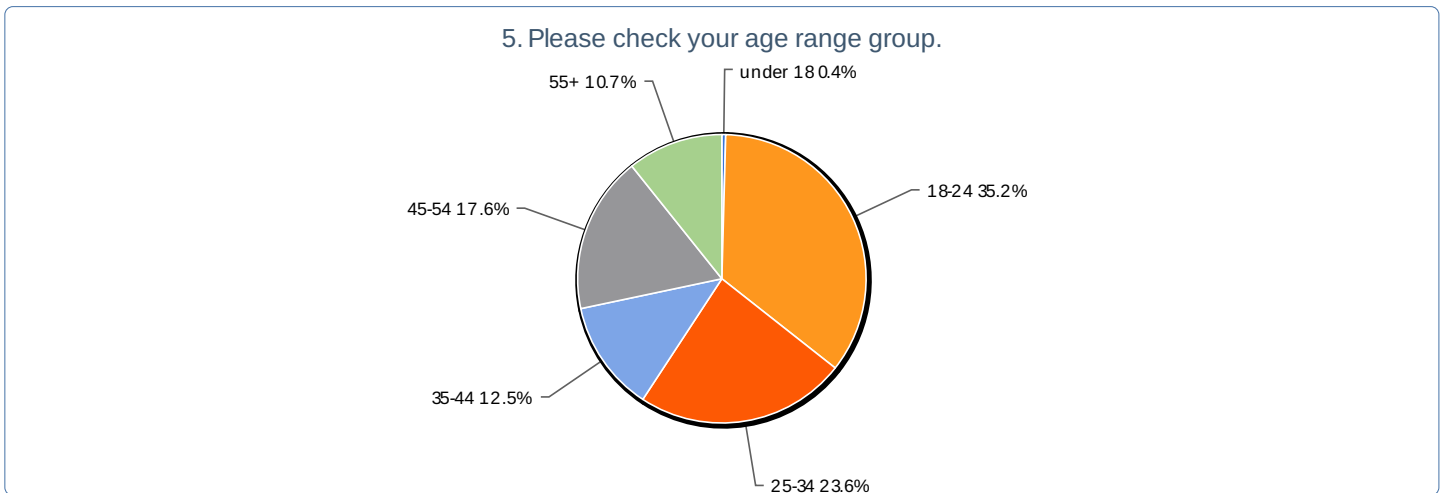
Statistics	
Total Responses	233



4. Please check your gender.

Value	Count	Percent %
Male	53	22.8%
Female	180	77.3%

Statistics	
Total Responses	233

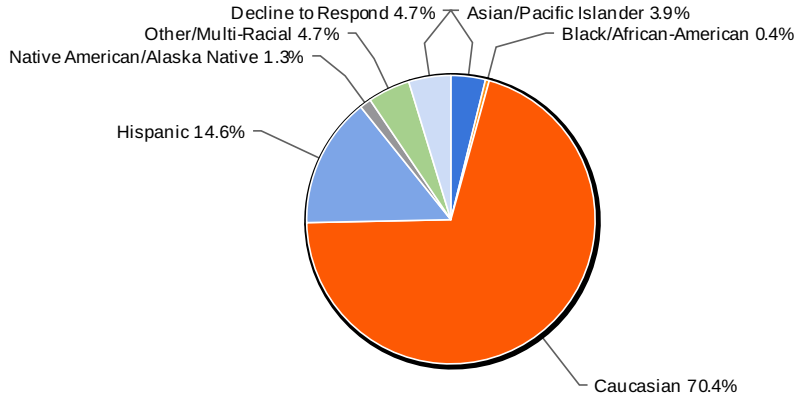


5. Please check your age range group.

Value	Count	Percent %
under 18	1	0.4%
18-24	82	35.2%
25-34	55	23.6%
35-44	29	12.5%
45-54	41	17.6%
55+	25	10.7%

Statistics	
Total Responses	233
Sum	7,086.0
Avg.	30.5
StdDev	12.9
Max	55.0

6. Please identify your race/ethnicity

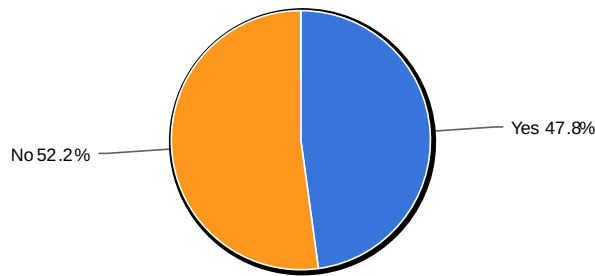


6. Please identify your race/ethnicity

Value	Count	Percent %
Asian/Pacific Islander	9	3.9%
Black/African-American	1	0.4%
Caucasian	164	70.4%
Hispanic	34	14.6%
Native American/Alaska Native	3	1.3%
Other/Multi-Racial	11	4.7%
Decline to Respond	11	4.7%

Statistics	
Total Responses	233

7. Have you ever taken a distance education orientation course or workshop at this college?

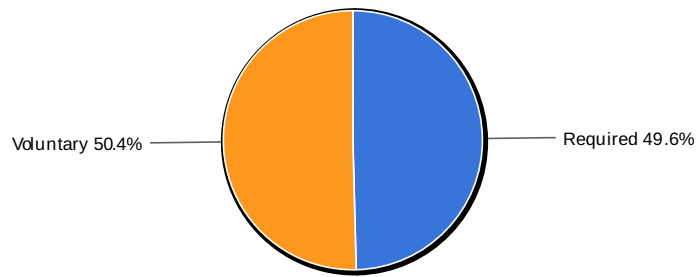


7. Have you ever taken a distance education orientation course or workshop at this college?

Value	Count	Percent %
Yes	111	47.8%
No	121	52.2%

Statistics	
Total Responses	232

Is the course or workshop required before you can take a distance education course at the college or is it voluntary?

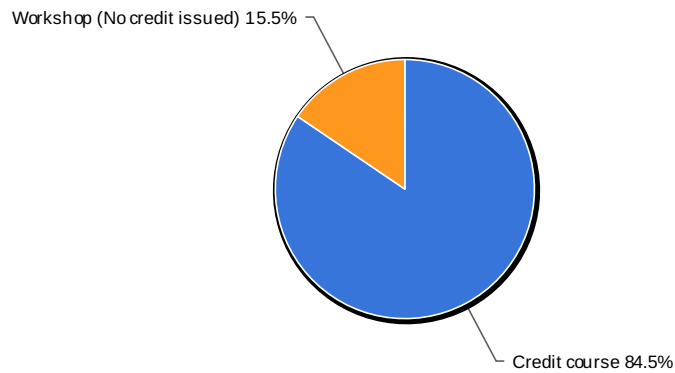


Is the course or workshop required before you can take a distance education course at the college or is it voluntary?

Value	Count	Percent %
Required	60	49.6%
Voluntary	61	50.4%

Statistics	
Total Responses	121

Is it a credit course for which you receive credit or is it a workshop where no credit is issued?

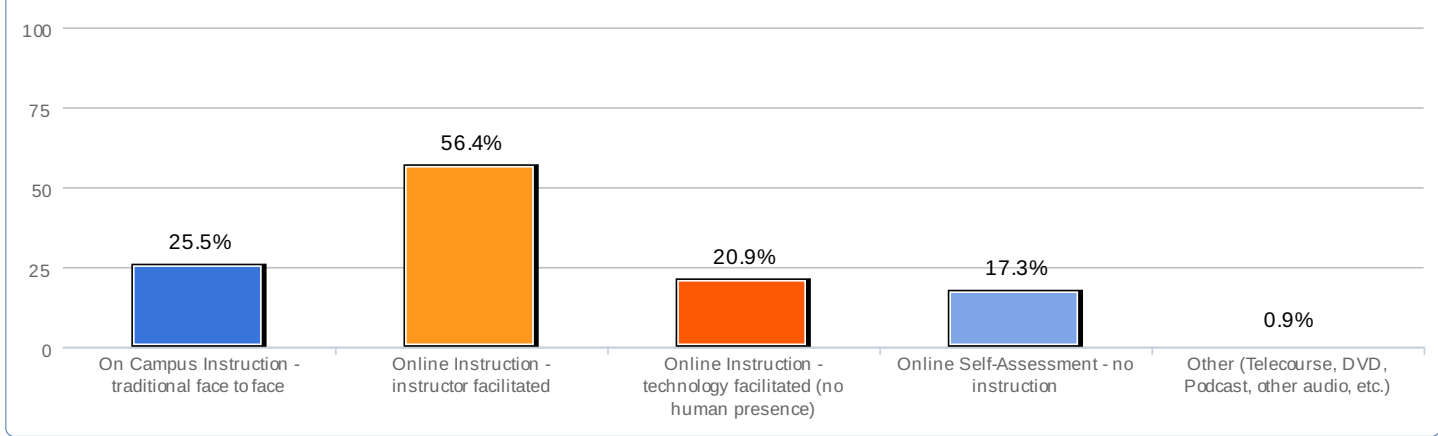


Is it a credit course for which you receive credit or is it a workshop where no credit is issued?

Value	Count	Percent %
Credit course	98	84.5%
Workshop (No credit issued)	18	15.5%

Statistics	
Total Responses	116

What type of orientation course/workshop did you complete?



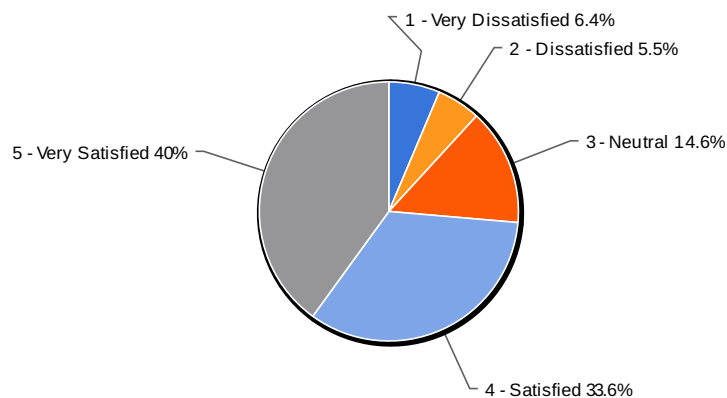
What type of orientation course/workshop did you complete?

Value	Count	Percent %
On Campus Instruction - traditional face to face	28	25.5%
Online Instruction - instructor facilitated	62	56.4%
Online Instruction - technology facilitated (no human presence)	23	20.9%
Online Self-Assessment - no instruction	19	17.3%
Other (Telecourse, DVD, Podcast, other audio, etc.)	1	0.9%

Statistics

Total Responses	110
-----------------	-----

On a scale of 1-5 with 5 being the highest, how satisfied were you with this distance education orientation course/workshop?



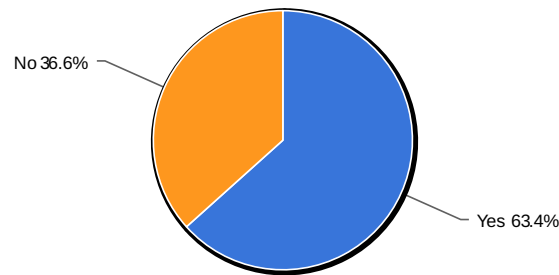
On a scale of 1-5 with 5 being the highest, how satisfied were you with this distance education orientation course/workshop?

Value	Count	Percent %
1 - Very Dissatisfied	7	6.4%
2 - Dissatisfied	6	5.5%
3 - Neutral	16	14.6%
4 - Satisfied	37	33.6%
5 - Very Satisfied	44	40.0%

Statistics

Total Responses	110
Sum	435.0
Avg.	4.0
StdDev	1.2
Max	5.0

9. Have you ever completed a distance education course at this college before the 2012 Fall semester?



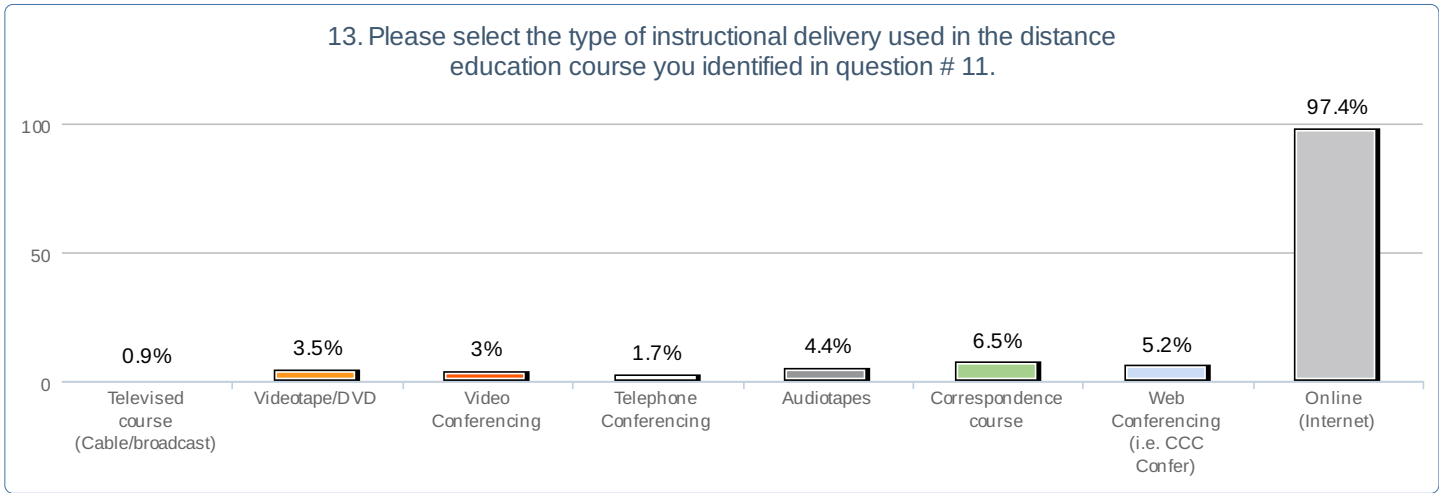
9. Have you ever completed a distance education course at this college before the 2012 Fall semester?

Value	Count	Percent %	Statistics	
Yes	147	63.4%	Total Responses	232
No	85	36.6%		

12. On a scale of 1-5 with 5 being the highest please rate the importance of the following possible reasons why you enrolled in the distance education course identified in question #11. (Please respond to each item)

	1 - Not Very Important	2 - Not Important	3 - Neutral	4 - Important	5 - Very Important	Not Applicable	Responses
The course met requirements for the associate degree	7.0% 16	2.2% 5	7.4% 17	13.5% 31	58.1% 133	14.4% 33	229
The course met requirements for transfer to a 4-year college or university	9.0% 20	3.6% 8	10.8% 24	17.0% 38	43.9% 98	16.6% 37	223
The course met requirements for a vocational certificate	13.9% 31	4.9% 11	12.6% 28	9.9% 22	31.4% 70	28.3% 63	223
The course would improve my job skills/expand my job opportunities	7.5% 17	3.1% 7	14.6% 33	14.2% 32	50.0% 113	11.5% 26	226
The course was convenient with my work schedule	4.0% 9	0.9% 2	4.9% 11	14.6% 33	66.4% 150	11.1% 25	226
The course was convenient with my child-rearing schedule	8.4% 19	1.8% 4	6.7% 15	3.1% 7	30.7% 69	51.6% 116	225
I had success with a previous distance education course	5.3% 12	2.2% 5	11.4% 26	14.0% 32	40.4% 92	27.2% 62	228
I had a personal interest in the subject	7.5% 17	5.8% 13	15.5% 35	22.1% 50	41.2% 93	8.8% 20	226
I thought it would be more varied and interesting	13.5% 30	12.2% 27	27.5% 61	18.0% 40	18.0% 40	12.2% 27	222
I enjoy learning on a computer	9.3% 21	5.7% 13	26.0% 59	24.7% 56	30.4% 69	4.4% 10	227
I prefer this method of instruction	11.0% 25	5.3% 12	24.7% 56	20.3% 46	36.6% 83	3.5% 8	227
The instructor's reputation	11.3% 25	5.9% 13	22.1% 49	17.6% 39	28.4% 63	16.7% 37	222
All on-campus sections of the course were full	24.1% 54	5.8% 13	13.4% 30	3.1% 7	6.3% 14	49.1% 110	224
The course was not scheduled in a classroom setting	17.3% 39	5.3% 12	18.7% 42	6.7% 15	24.0% 54	29.8% 67	225
I was unable to come to campus	15.9% 36	4.4% 10	11.9% 27	12.3% 28	33.5% 76	25.1% 57	227

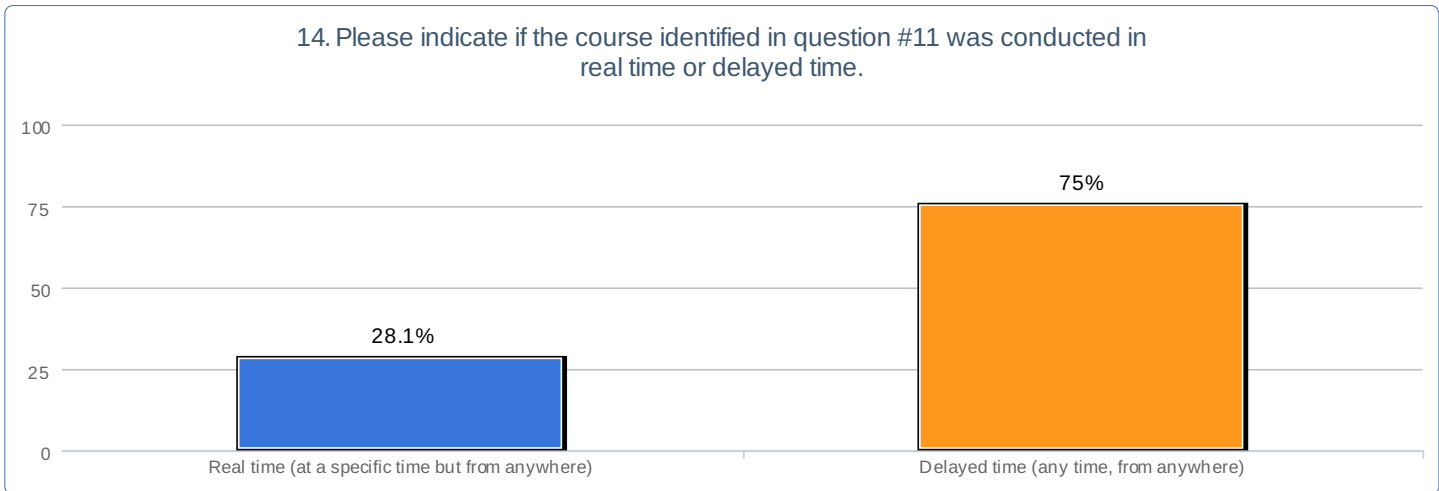
I have a disability that makes it difficult to attend classes on campus	16.6% 37	4.0% 9	5.8% 13	1.8% 4	4.0% 9	69.5% 155	223
--	--------------------	------------------	-------------------	------------------	------------------	---------------------	------------



13. Please select the type of instructional delivery used in the distance education course you identified in question # 11.

Value	Count	Percent %
Televised course (Cable/broadcast)	2	0.9%
Videotape/DVD	8	3.5%
Video Conferencing	7	3.0%
Telephone Conferencing	4	1.7%
Audiotapes	10	4.4%
Correspondence course	15	6.5%
Web Conferencing (i.e. CCC Confer)	12	5.2%
Online (Internet)	224	97.4%

Statistics	
Total Responses	230

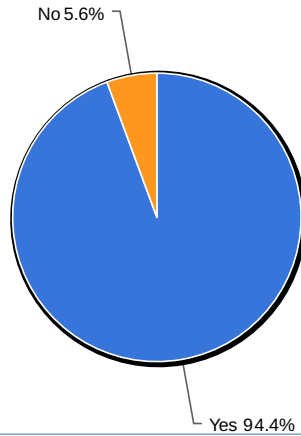


14. Please indicate if the course identified in question #11 was conducted in real time or delayed time.

Value	Count	Percent %
Real time (at a specific time but from anywhere)	64	28.1%
Delayed time (any time, from anywhere)	171	75.0%

Statistics	
Total Responses	228

15. Did this course use a discussion board?

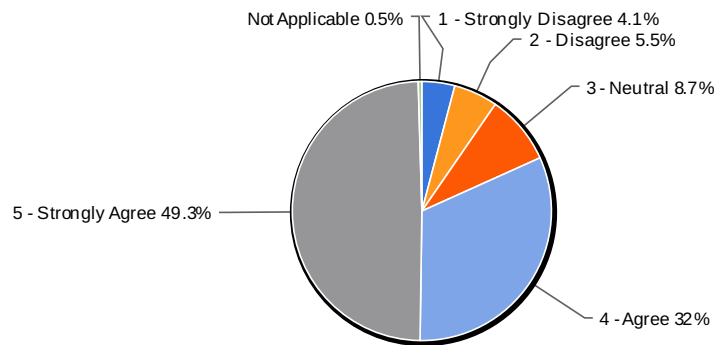


15. Did this course use a discussion board?

Value	Count	Percent %
Yes	218	94.4%
No	13	5.6%

Statistics	
Total Responses	231

16. In this class the teacher was an active member of the discussion group offering direction to posted comments

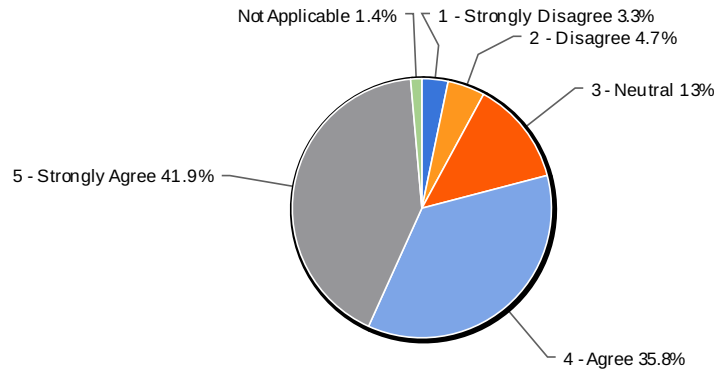


16. In this class the teacher was an active member of the discussion group offering direction to posted comments

Value	Count	Percent %
1 - Strongly Disagree	9	4.1%
2 - Disagree	12	5.5%
3 - Neutral	19	8.7%
4 - Agree	70	32.0%
5 - Strongly Agree	108	49.3%
Not Applicable	1	0.5%

Statistics	
Total Responses	219
Sum	910.0
Avg.	4.2
StdDev	1.1
Max	5.0

17. In this class the online discussion board provided opportunity for problem solving with other students

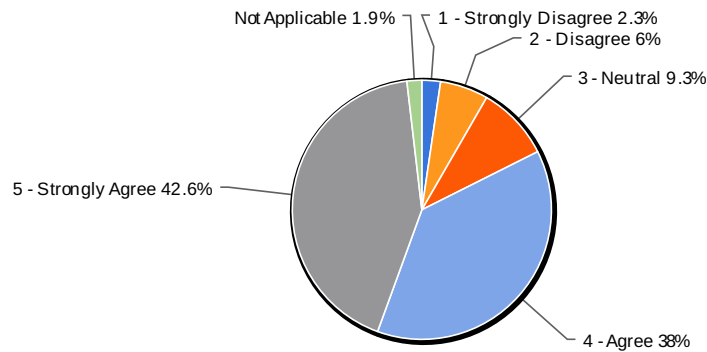


17. In this class the online discussion board provided opportunity for problem solving with other students

Value	Count	Percent %
1 - Strongly Disagree	7	3.3%
2 - Disagree	10	4.7%
3 - Neutral	28	13.0%
4 - Agree	77	35.8%
5 - Strongly Agree	90	41.9%
Not Applicable	3	1.4%

Statistics	
Total Responses	215
Sum	869.0
Avg.	4.1
StdDev	1.0
Max	5.0

18. In this class the online discussion board provided opportunity for critical thinking with other students

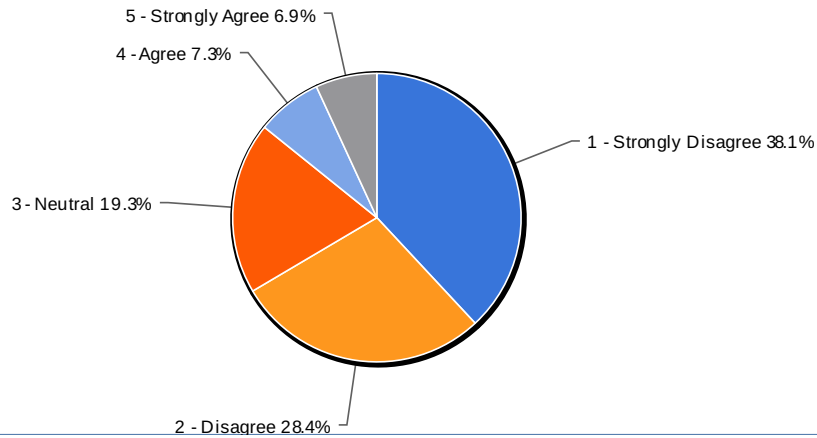


18. In this class the online discussion board provided opportunity for critical thinking with other students

Value	Count	Percent %
1 - Strongly Disagree	5	2.3%
2 - Disagree	13	6.0%
3 - Neutral	20	9.3%
4 - Agree	82	38.0%
5 - Strongly Agree	92	42.6%
Not Applicable	4	1.9%

Statistics	
Total Responses	216
Sum	879.0
Avg.	4.1
StdDev	1.0
Max	5.0

19. The discussion board in this class was a waste of time

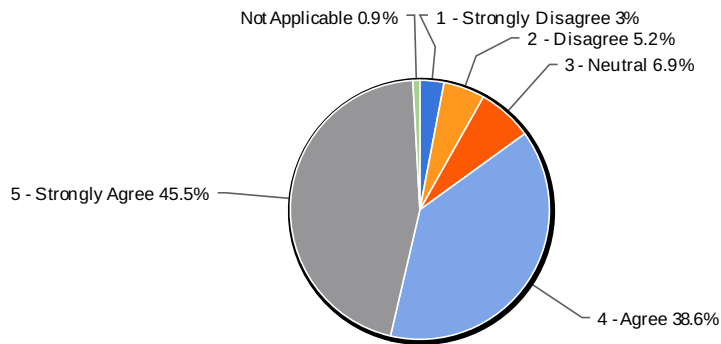


19. The discussion board in this class was a waste of time

Value	Count	Percent %
1 - Strongly Disagree	83	38.1%
2 - Disagree	62	28.4%
3 - Neutral	42	19.3%
4 - Agree	16	7.3%
5 - Strongly Agree	15	6.9%
Not Applicable	0	0.0%

Statistics	
Total Responses	218
Sum	472.0
Avg.	2.2
StdDev	1.2
Max	5.0

20. The course documents (lessons or lecture notes) used in this class facilitated my learning

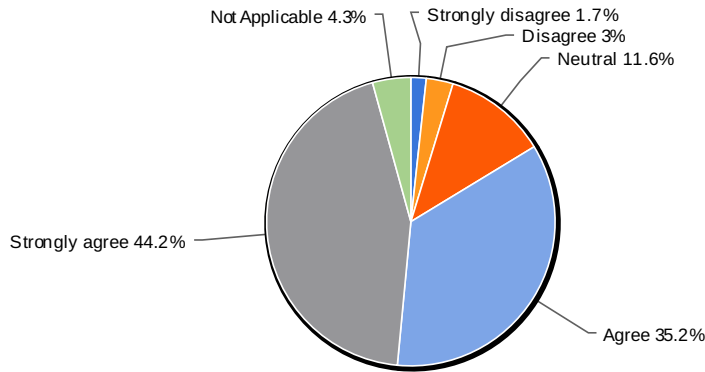


20. The course documents (lessons or lecture notes) used in this class facilitated my learning

Value	Count	Percent %
1 - Strongly Disagree	7	3.0%
2 - Disagree	12	5.2%
3 - Neutral	16	6.9%
4 - Agree	90	38.6%
5 - Strongly Agree	106	45.5%
Not Applicable	2	0.9%

Statistics	
Total Responses	233
Sum	969.0
Avg.	4.2
StdDev	1.0
Max	5.0

21. The websites that were linked to this course facilitated my learning

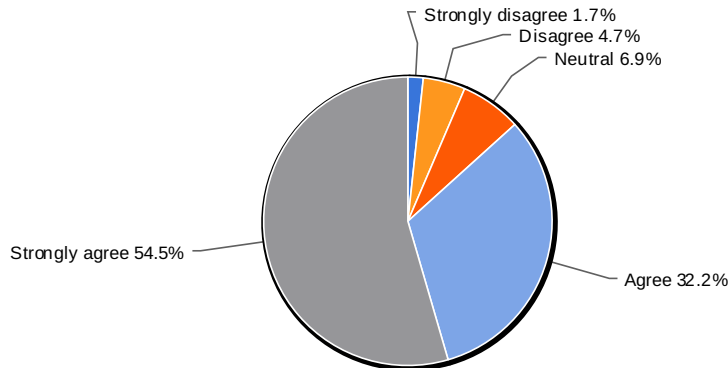


21. The websites that were linked to this course facilitated my learning

Value	Count	Percent %
Strongly disagree	4	1.7%
Disagree	7	3.0%
Neutral	27	11.6%
Agree	82	35.2%
Strongly agree	103	44.2%
Not Applicable	10	4.3%

Statistics	
Total Responses	233
Sum	942.0
Avg.	4.2
StdDev	0.9
Max	5.0

22. The assignments and/or projects in this course facilitated my learning

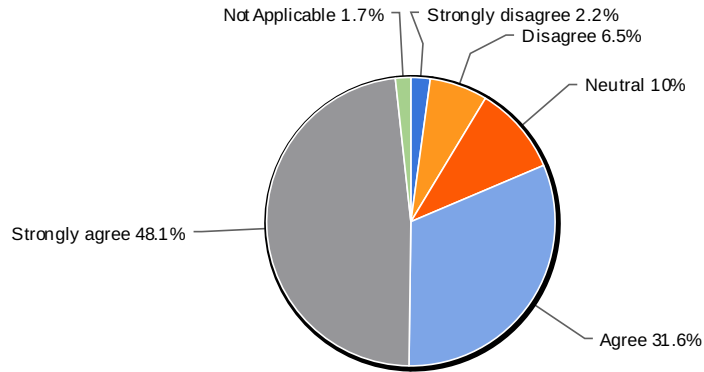


22. The assignments and/or projects in this course facilitated my learning

Value	Count	Percent %
Strongly disagree	4	1.7%
Disagree	11	4.7%
Neutral	16	6.9%
Agree	75	32.2%
Strongly agree	127	54.5%
Not Applicable	0	0.0%

Statistics	
Total Responses	233
Sum	1,009.0
Avg.	4.3
StdDev	0.9
Max	5.0

23. Preparation for quizzes/exams in this course facilitated my learning

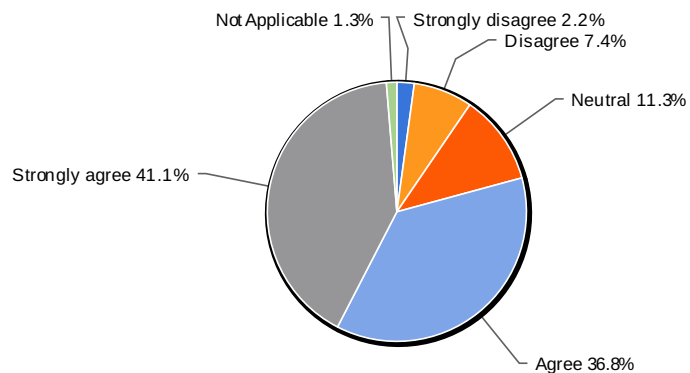


23. Preparation for quizzes/exams in this course facilitated my learning

Value	Count	Percent %
Strongly disagree	5	2.2%
Disagree	15	6.5%
Neutral	23	10.0%
Agree	73	31.6%
Strongly agree	111	48.1%
Not Applicable	4	1.7%

Statistics	
Total Responses	231
Sum	951.0
Avg.	4.2
StdDev	1.0
Max	5.0

24. The learning activities in this course required application of problem solving skills which facilitated my learning

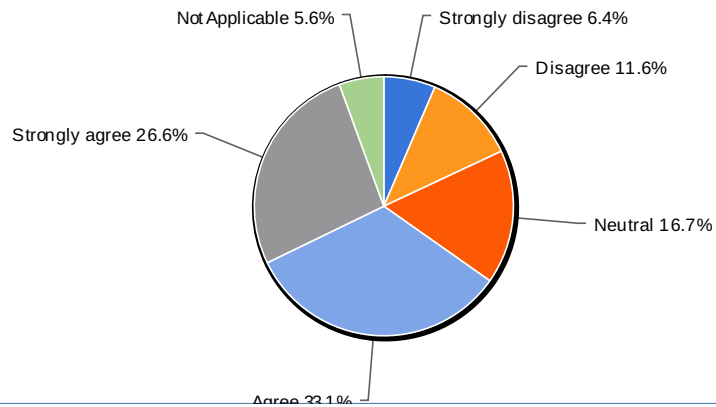


24. The learning activities in this course required application of problem solving skills which facilitated my learning

Value	Count	Percent %
Strongly disagree	5	2.2%
Disagree	17	7.4%
Neutral	26	11.3%
Agree	85	36.8%
Strongly agree	95	41.1%
Not Applicable	3	1.3%

Statistics	
Total Responses	231
Sum	932.0
Avg.	4.1
StdDev	1.0
Max	5.0

25. I feel this online class experience has helped improve my written communication skills

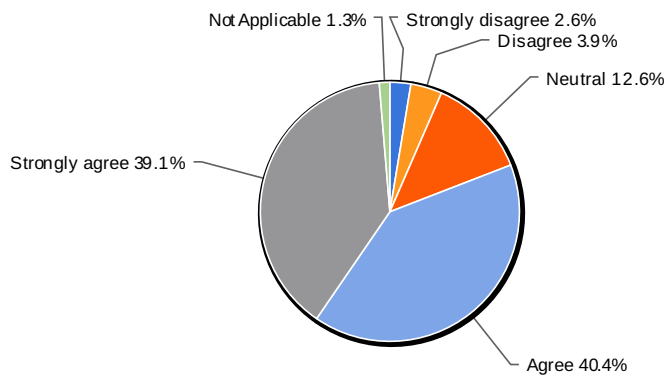


25. I feel this online class experience has helped improve my written communication skills

Value	Count	Percent %
Strongly disagree	15	6.4%
Disagree	27	11.6%
Neutral	39	16.7%
Agree	77	33.1%
Strongly agree	62	26.6%
Not Applicable	13	5.6%

Statistics	
Total Responses	233
Sum	804.0
Avg.	3.7
StdDev	1.2
Max	5.0

26. The learning activities in this course required critical thinking which facilitated my learning

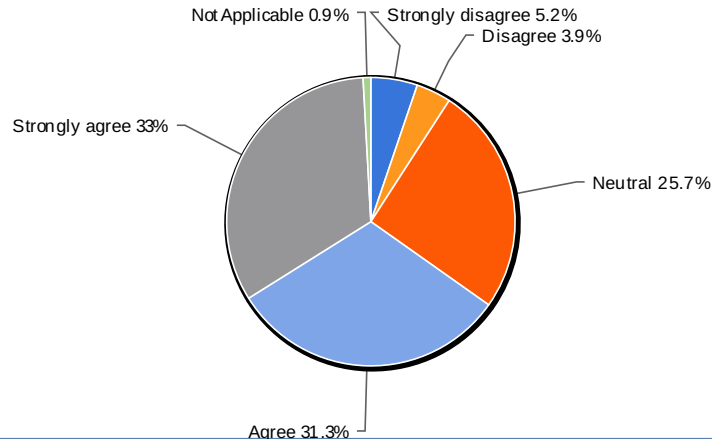


26. The learning activities in this course required critical thinking which facilitated my learning

Value	Count	Percent %
Strongly disagree	6	2.6%
Disagree	9	3.9%
Neutral	29	12.6%
Agree	93	40.4%
Strongly agree	90	39.1%
Not Applicable	3	1.3%

Statistics	
Total Responses	230
Sum	933.0
Avg.	4.1
StdDev	1.0
Max	5.0

27. The course syllabus facilitated my learning

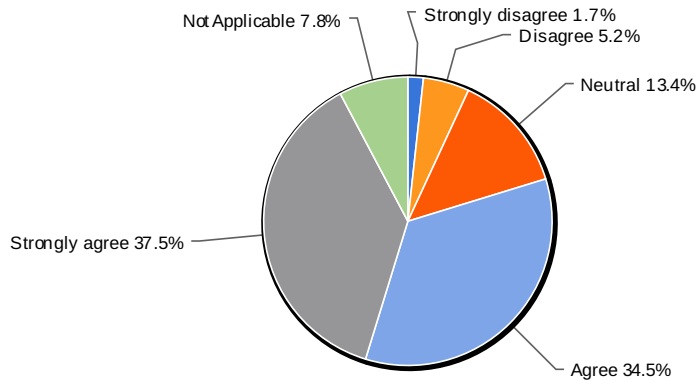


27. The course syllabus facilitated my learning

Value	Count	Percent %
Strongly disagree	12	5.2%
Disagree	9	3.9%
Neutral	59	25.7%
Agree	72	31.3%
Strongly agree	76	33.0%
Not Applicable	2	0.9%

Statistics	
Total Responses	230
Sum	875.0
Avg.	3.8
StdDev	1.1
Max	5.0

28. The activities in class facilitated my learning

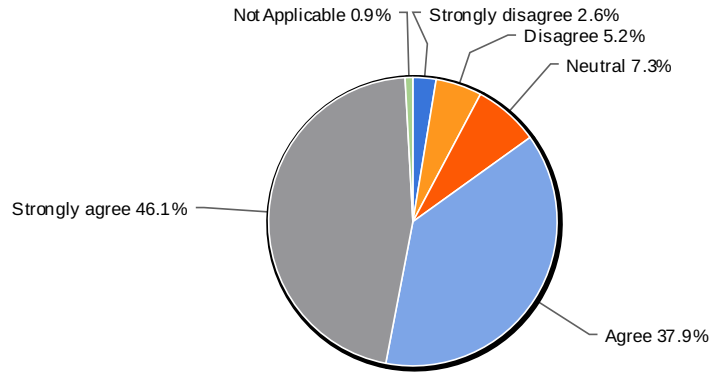


28. The activities in class facilitated my learning

Value	Count	Percent %
Strongly disagree	4	1.7%
Disagree	12	5.2%
Neutral	31	13.4%
Agree	80	34.5%
Strongly agree	87	37.5%
Not Applicable	18	7.8%

Statistics	
Total Responses	232
Sum	876.0
Avg.	4.1
StdDev	1.0
Max	5.0

29. The reading material facilitated my learning

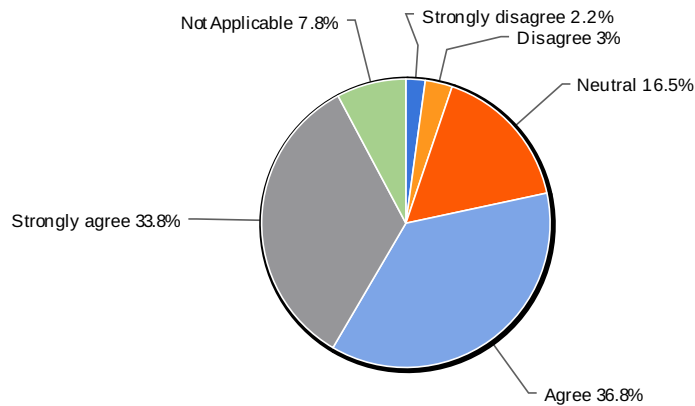


29. The reading material facilitated my learning

Value	Count	Percent %
Strongly disagree	6	2.6%
Disagree	12	5.2%
Neutral	17	7.3%
Agree	88	37.9%
Strongly agree	107	46.1%
Not Applicable	2	0.9%

Statistics	
Total Responses	232
Sum	968.0
Avg.	4.2
StdDev	1.0
Max	5.0

30. The material inside and outside of class facilitated my learning

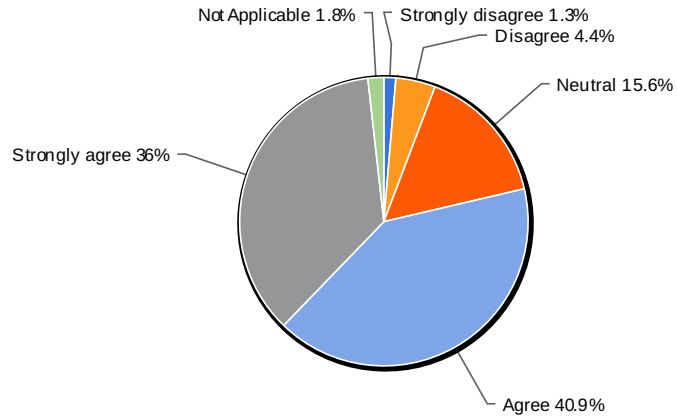


30. The material inside and outside of class facilitated my learning

Value	Count	Percent %
Strongly disagree	5	2.2%
Disagree	7	3.0%
Neutral	38	16.5%
Agree	85	36.8%
Strongly agree	78	33.8%
Not Applicable	18	7.8%

Statistics	
Total Responses	231
Sum	863.0
Avg.	4.1
StdDev	0.9
Max	5.0

31. The breadth of coverage facilitated my learning

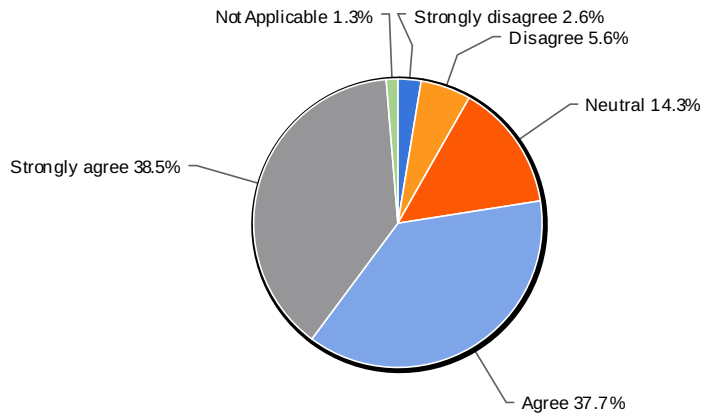


31. The breadth of coverage facilitated my learning

Value	Count	Percent %
Strongly disagree	3	1.3%
Disagree	10	4.4%
Neutral	35	15.6%
Agree	92	40.9%
Strongly agree	81	36.0%
Not Applicable	4	1.8%

Statistics	
Total Responses	225
Sum	901.0
Avg.	4.1
StdDev	0.9
Max	5.0

32. The depth of coverage facilitated my learning

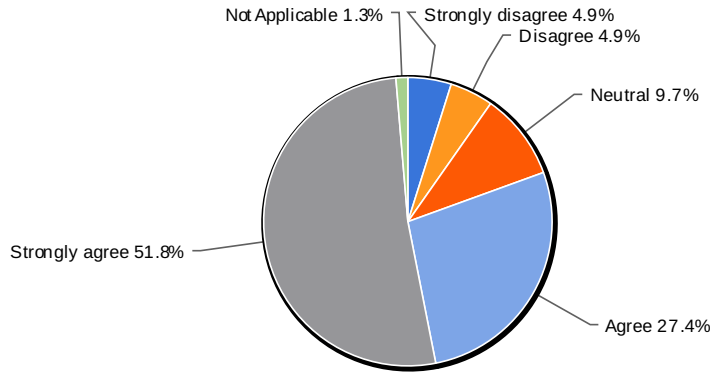


32. The depth of coverage facilitated my learning

Value	Count	Percent %
Strongly disagree	6	2.6%
Disagree	13	5.6%
Neutral	33	14.3%
Agree	87	37.7%
Strongly agree	89	38.5%
Not Applicable	3	1.3%

Statistics	
Total Responses	231
Sum	924.0
Avg.	4.1
StdDev	1.0
Max	5.0

33. I received timely feedback (within 24-48 hours) from my teacher

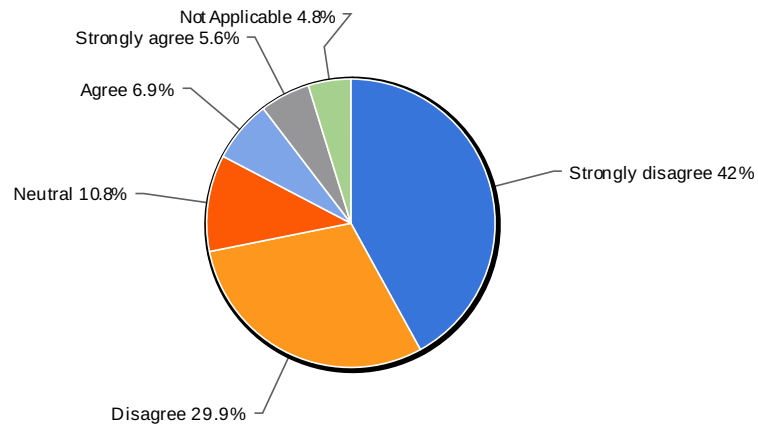


33. I received timely feedback (within 24-48 hours) from my teacher

Value	Count	Percent %
Strongly disagree	11	4.9%
Disagree	11	4.9%
Neutral	22	9.7%
Agree	62	27.4%
Strongly agree	117	51.8%
Not Applicable	3	1.3%

Statistics	
Total Responses	226
Sum	932.0
Avg.	4.2
StdDev	1.1
Max	5.0

34. I felt frustrated by the lack of feedback from my teacher

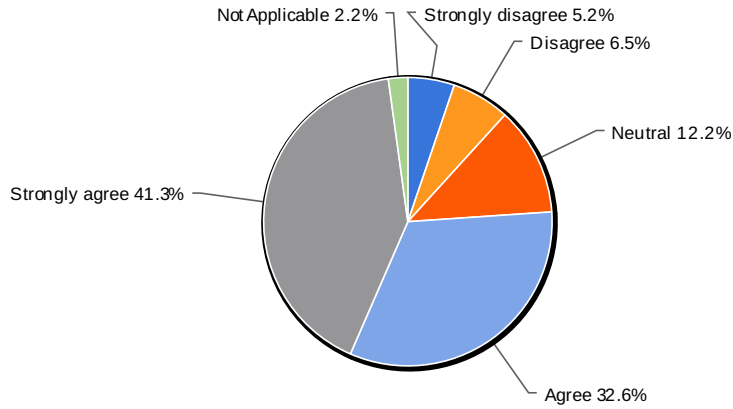


34. I felt frustrated by the lack of feedback from my teacher

Value	Count	Percent %
Strongly disagree	97	42.0%
Disagree	69	29.9%
Neutral	25	10.8%
Agree	16	6.9%
Strongly agree	13	5.6%
Not Applicable	11	4.8%

Statistics	
Total Responses	231
Sum	439.0
Avg.	2.0
StdDev	1.2
Max	5.0

35. I was able to get individualized attention from my teacher when needed

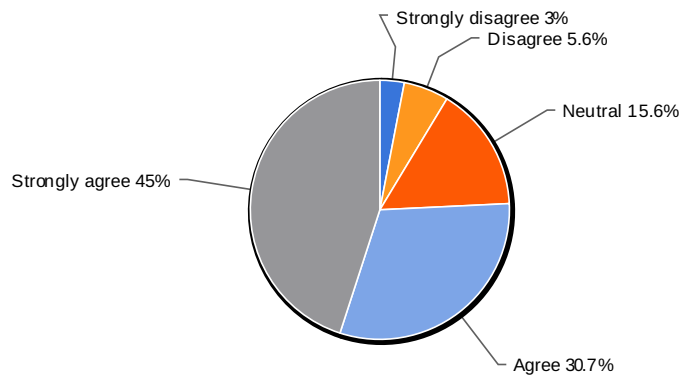


35. I was able to get individualized attention from my teacher when needed

Value	Count	Percent %
Strongly disagree	12	5.2%
Disagree	15	6.5%
Neutral	28	12.2%
Agree	75	32.6%
Strongly agree	95	41.3%
Not Applicable	5	2.2%

Statistics	
Total Responses	230
Sum	901.0
Avg.	4.0
StdDev	1.1
Max	5.0

36. In this class the teacher functioned as the facilitator of the course by continuously encouraging communication

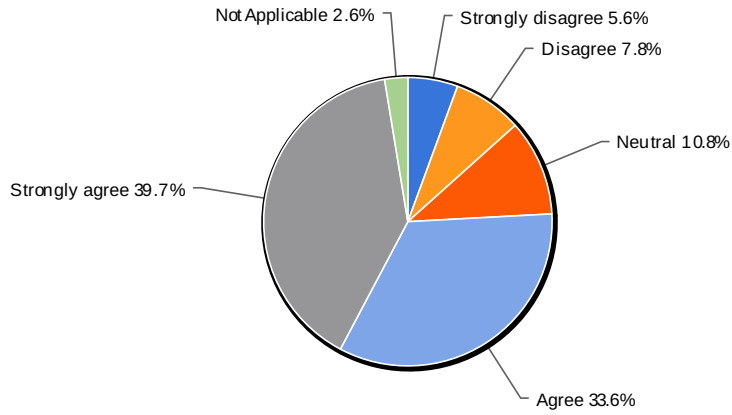


36. In this class the teacher functioned as the facilitator of the course by continuously encouraging communication

Value	Count	Percent %
Strongly disagree	7	3.0%
Disagree	13	5.6%
Neutral	36	15.6%
Agree	71	30.7%
Strongly agree	104	45.0%
Not Applicable	0	0.0%

Statistics	
Total Responses	231
Sum	945.0
Avg.	4.1
StdDev	1.0
Max	5.0

37. Although I could not see the teacher in this class, I felt his/her presence

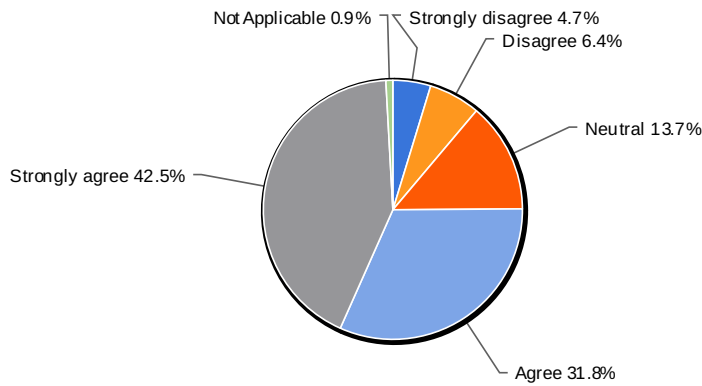


37. Although I could not see the teacher in this class, I felt his/her presence

Value	Count	Percent %
Strongly disagree	13	5.6%
Disagree	18	7.8%
Neutral	25	10.8%
Agree	78	33.6%
Strongly agree	92	39.7%
Not Applicable	6	2.6%

Statistics	
Total Responses	232
Sum	896.0
Avg.	4.0
StdDev	1.2
Max	5.0

38. There was a clear human presence of the instructor evident in this distance education course.

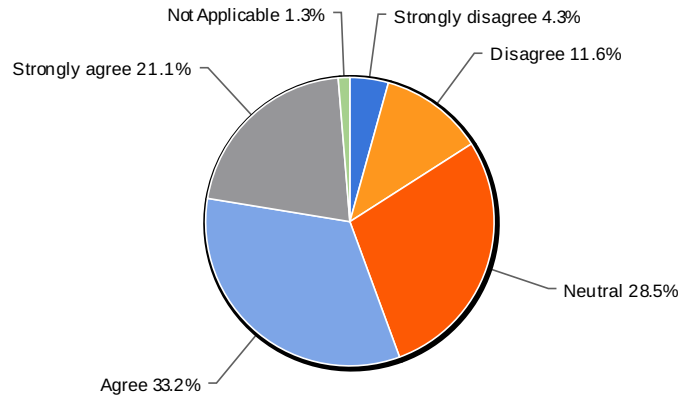


38. There was a clear human presence of the instructor evident in this distance education course.

Value	Count	Percent %
Strongly disagree	11	4.7%
Disagree	15	6.4%
Neutral	32	13.7%
Agree	74	31.8%
Strongly agree	99	42.5%
Not Applicable	2	0.9%

Statistics	
Total Responses	233
Sum	928.0
Avg.	4.0
StdDev	1.1
Max	5.0

39. This class created a sense of community among students

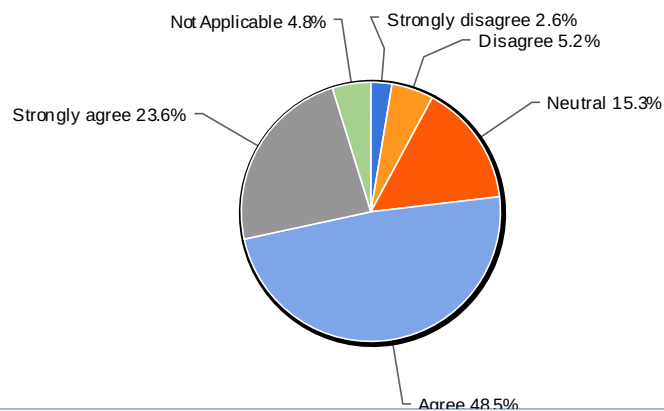


39. This class created a sense of community among students

Value	Count	Percent %
Strongly disagree	10	4.3%
Disagree	27	11.6%
Neutral	66	28.5%
Agree	77	33.2%
Strongly agree	49	21.1%
Not Applicable	3	1.3%

Statistics	
Total Responses	232
Sum	815.0
Avg.	3.6
StdDev	1.1
Max	5.0

40. In this class I was able to ask for clarification from a fellow student when needed

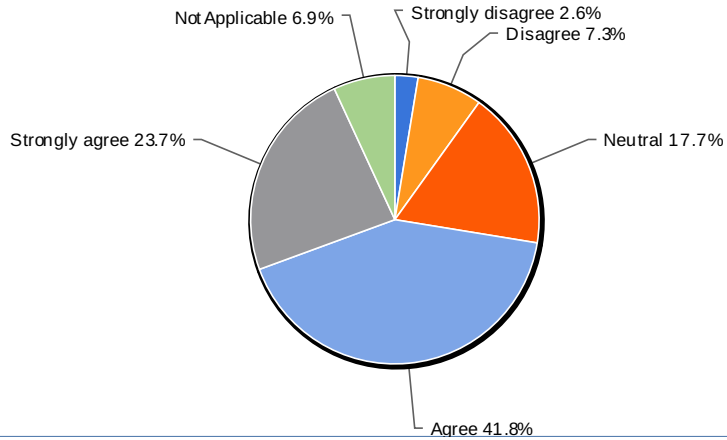


40. In this class I was able to ask for clarification from a fellow student when needed

Value	Count	Percent %
Strongly disagree	6	2.6%
Disagree	12	5.2%
Neutral	35	15.3%
Agree	111	48.5%
Strongly agree	54	23.6%
Not Applicable	11	4.8%

Statistics	
Total Responses	229
Sum	849.0
Avg.	3.9
StdDev	0.9
Max	5.0

41. I received timely (within 24-48 hours) feedback from students in the class

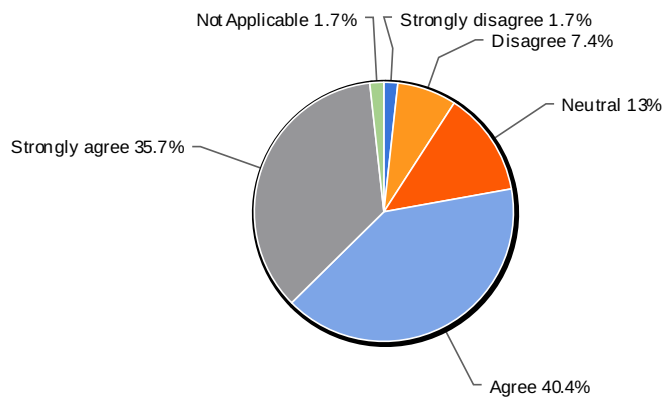


41. I received timely (within 24-48 hours) feedback from students in the class

Value	Count	Percent %
Strongly disagree	6	2.6%
Disagree	17	7.3%
Neutral	41	17.7%
Agree	97	41.8%
Strongly agree	55	23.7%
Not Applicable	16	6.9%

Statistics	
Total Responses	232
Sum	826.0
Avg.	3.8
StdDev	1.0
Max	5.0

42. This class encouraged students to discuss ideas and concepts covered with other students

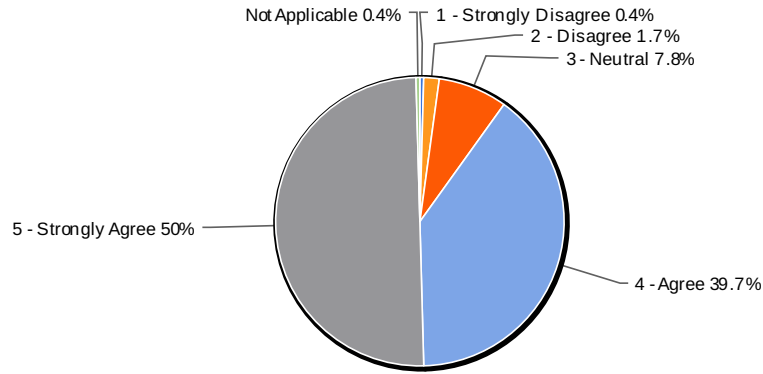


42. This class encouraged students to discuss ideas and concepts covered with other students

Value	Count	Percent %
Strongly disagree	4	1.7%
Disagree	17	7.4%
Neutral	30	13.0%
Agree	93	40.4%
Strongly agree	82	35.7%
Not Applicable	4	1.7%

Statistics	
Total Responses	230
Sum	910.0
Avg.	4.0
StdDev	1.0
Max	5.0

43. Most difficulties I encounter when using computers, I can deal with

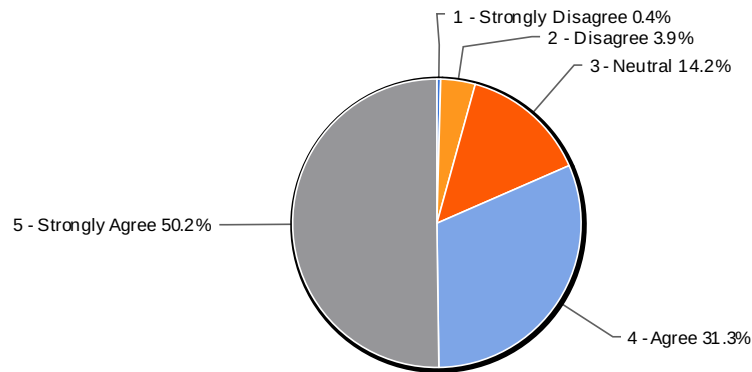


43. Most difficulties I encounter when using computers, I can deal with

Value	Count	Percent %
1 - Strongly Disagree	1	0.4%
2 - Disagree	4	1.7%
3 - Neutral	18	7.8%
4 - Agree	92	39.7%
5 - Strongly Agree	116	50.0%
Not Applicable	1	0.4%

Statistics	
Total Responses	232
Sum	1,011.0
Avg.	4.4
StdDev	0.7
Max	5.0

44. I find working with computers very easy

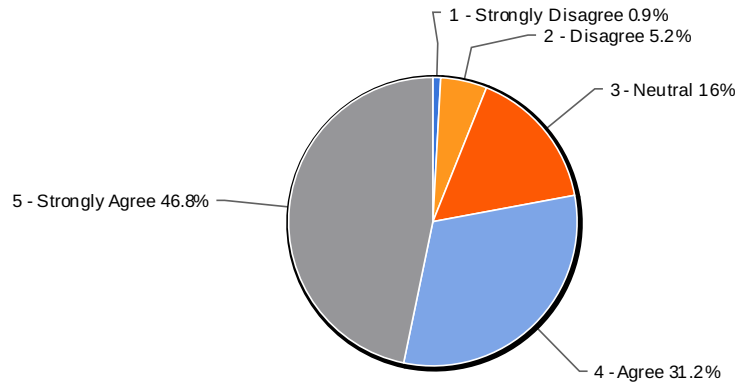


44. I find working with computers very easy

Value	Count	Percent %
1 - Strongly Disagree	1	0.4%
2 - Disagree	9	3.9%
3 - Neutral	33	14.2%
4 - Agree	73	31.3%
5 - Strongly Agree	117	50.2%
Not Applicable	0	0.0%

Statistics	
Total Responses	233
Sum	995.0
Avg.	4.3
StdDev	0.9
Max	5.0

45. I enjoy working with computers

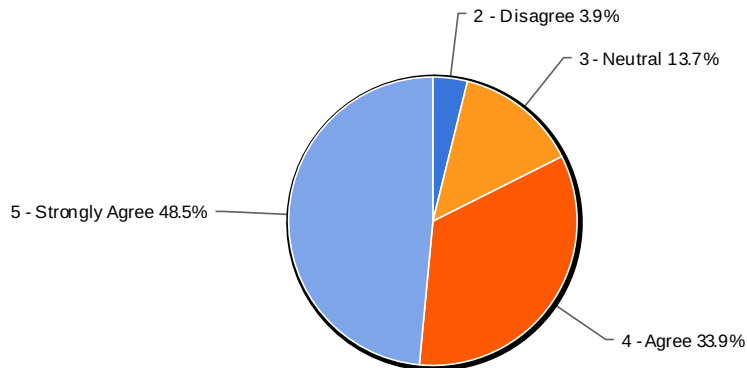


45. I enjoy working with computers

Value	Count	Percent %
1 - Strongly Disagree	2	0.9%
2 - Disagree	12	5.2%
3 - Neutral	37	16.0%
4 - Agree	72	31.2%
5 - Strongly Agree	108	46.8%
Not Applicable	0	0.0%

Statistics	
Total Responses	231
Sum	965.0
Avg.	4.2
StdDev	0.9
Max	5.0

46. I am very confident in my abilities to use computers

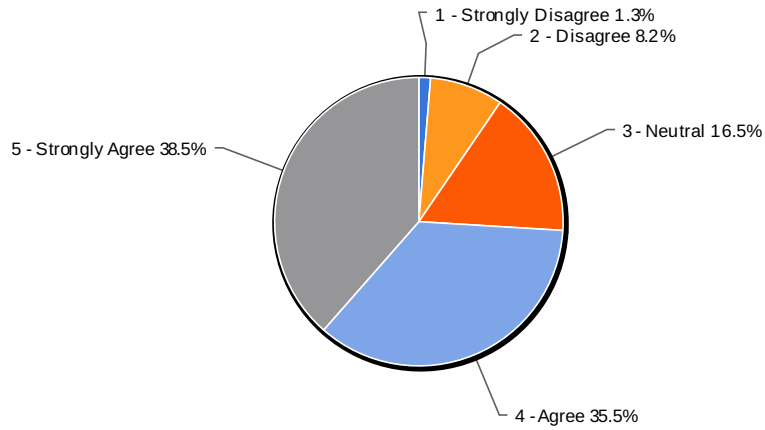


46. I am very confident in my abilities to use computers

Value	Count	Percent %
1 - Strongly Disagree	0	0.0%
2 - Disagree	9	3.9%
3 - Neutral	32	13.7%
4 - Agree	79	33.9%
5 - Strongly Agree	113	48.5%
Not Applicable	0	0.0%

Statistics	
Total Responses	233
Sum	995.0
Avg.	4.3
StdDev	0.8
Max	5.0

47. Computers make me much more productive

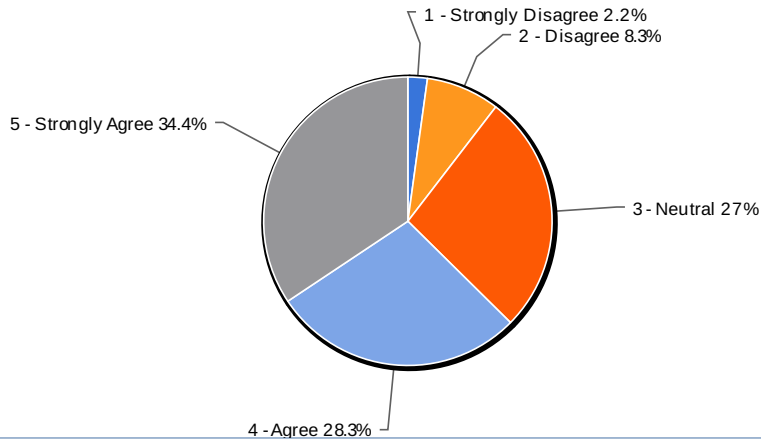


47. Computers make me much more productive

Value	Count	Percent %
1 - Strongly Disagree	3	1.3%
2 - Disagree	19	8.2%
3 - Neutral	38	16.5%
4 - Agree	82	35.5%
5 - Strongly Agree	89	38.5%
Not Applicable	0	0.0%

Statistics	
Total Responses	231
Sum	928.0
Avg.	4.0
StdDev	1.0
Max	5.0

48. Using computers makes learning more interesting

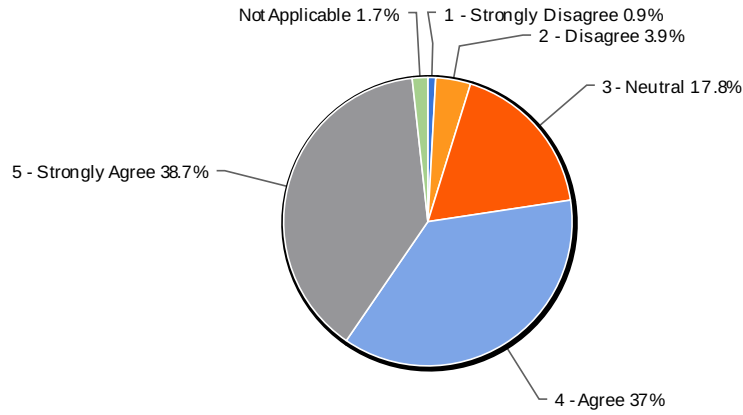


48. Using computers makes learning more interesting

Value	Count	Percent %
1 - Strongly Disagree	5	2.2%
2 - Disagree	19	8.3%
3 - Neutral	62	27.0%
4 - Agree	65	28.3%
5 - Strongly Agree	79	34.4%
Not Applicable	0	0.0%

Statistics	
Total Responses	230
Sum	884.0
Avg.	3.8
StdDev	1.1
Max	5.0

49. Some computer software packages definitely make learning easier

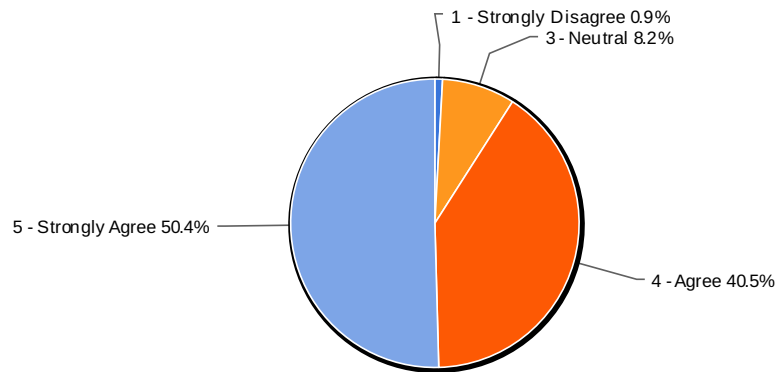


49. Some computer software packages definitely make learning easier

Value	Count	Percent %
1 - Strongly Disagree	2	0.9%
2 - Disagree	9	3.9%
3 - Neutral	41	17.8%
4 - Agree	85	37.0%
5 - Strongly Agree	89	38.7%
Not Applicable	4	1.7%

Statistics	
Total Responses	230
Sum	928.0
Avg.	4.1
StdDev	0.9
Max	5.0

50. Computers are good aids to learning

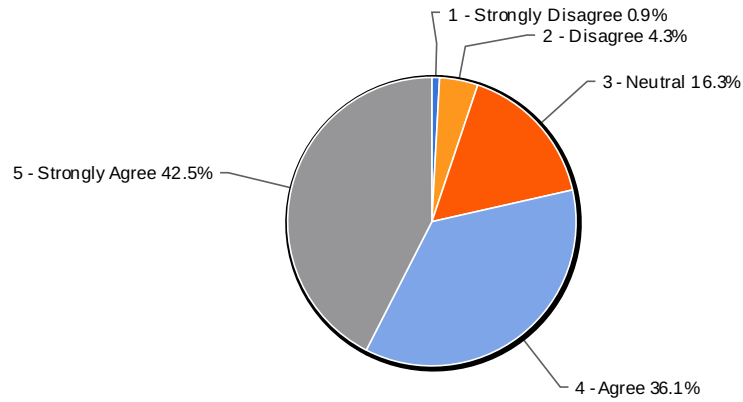


50. Computers are good aids to learning

Value	Count	Percent %
1 - Strongly Disagree	2	0.9%
2 - Disagree	0	0.0%
3 - Neutral	19	8.2%
4 - Agree	94	40.5%
5 - Strongly Agree	117	50.4%
Not Applicable	0	0.0%

Statistics	
Total Responses	232
Sum	1,020.0
Avg.	4.4
StdDev	0.7
Max	5.0

51. I consider myself a skilled computer user

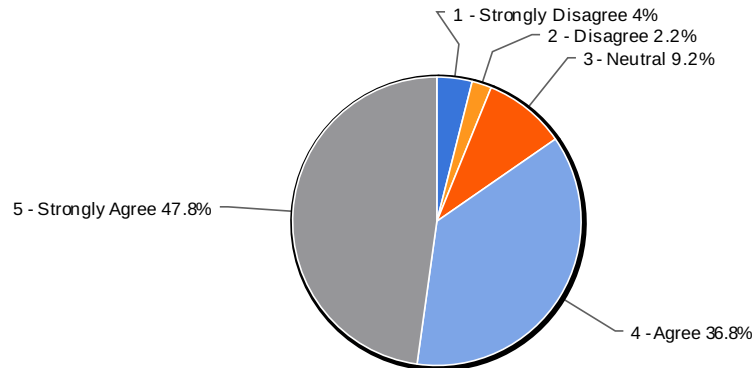


51. I consider myself a skilled computer user

Value	Count	Percent %
1 - Strongly Disagree	2	0.9%
2 - Disagree	10	4.3%
3 - Neutral	38	16.3%
4 - Agree	84	36.1%
5 - Strongly Agree	99	42.5%
Not Applicable	0	0.0%

Statistics	
Total Responses	233
Sum	967.0
Avg.	4.2
StdDev	0.9
Max	5.0

52. This distance education course met my learning needs

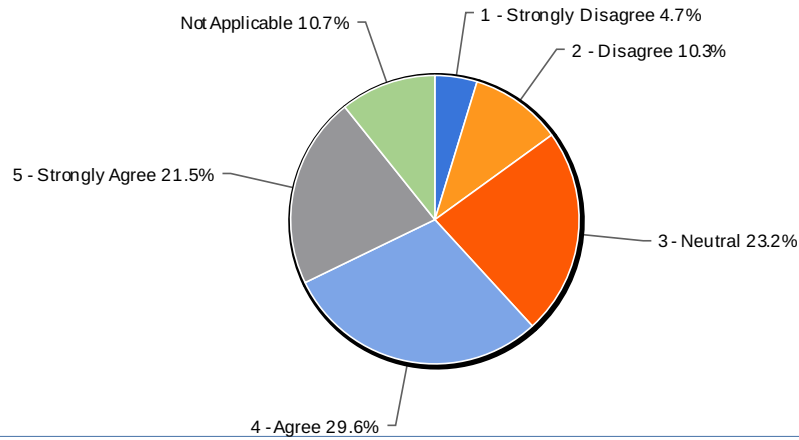


52. This distance education course met my learning needs

Value	Count	Percent %
1 - Strongly Disagree	9	4.0%
2 - Disagree	5	2.2%
3 - Neutral	21	9.2%
4 - Agree	84	36.8%
5 - Strongly Agree	109	47.8%
Not Applicable	0	0.0%

Statistics	
Total Responses	228
Sum	963.0
Avg.	4.2
StdDev	1.0
Max	5.0

53. There was an effective ratio of graded vs. un-graded work

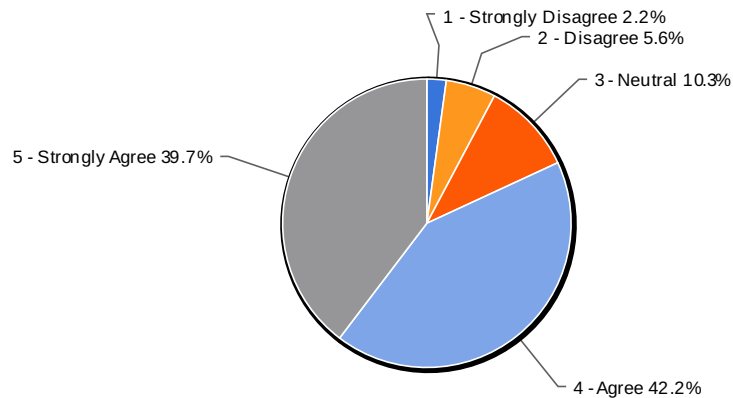


53. There was an effective ratio of graded vs. un-graded work

Value	Count	Percent %
1 - Strongly Disagree	11	4.7%
2 - Disagree	24	10.3%
3 - Neutral	54	23.2%
4 - Agree	69	29.6%
5 - Strongly Agree	50	21.5%
Not Applicable	25	10.7%

Statistics	
Total Responses	233
Sum	747.0
Avg.	3.6
StdDev	1.1
Max	5.0

54. The class assignments reflected an appropriate level of difficulty

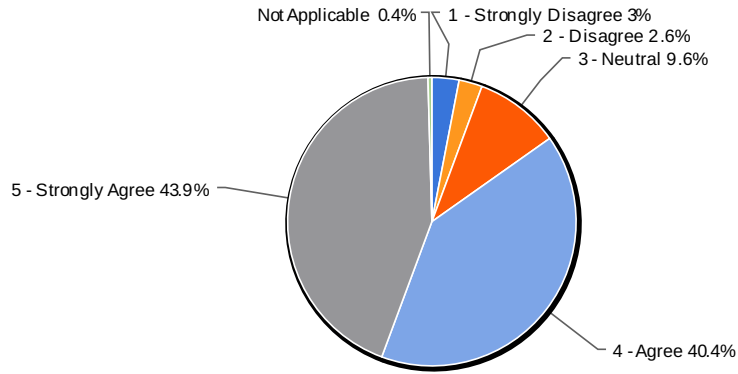


54. The class assignments reflected an appropriate level of difficulty

Value	Count	Percent %
1 - Strongly Disagree	5	2.2%
2 - Disagree	13	5.6%
3 - Neutral	24	10.3%
4 - Agree	98	42.2%
5 - Strongly Agree	92	39.7%
Not Applicable	0	0.0%

Statistics	
Total Responses	232
Sum	955.0
Avg.	4.1
StdDev	1.0
Max	5.0

55. This class had the ability to deepen my understanding of the topics covered

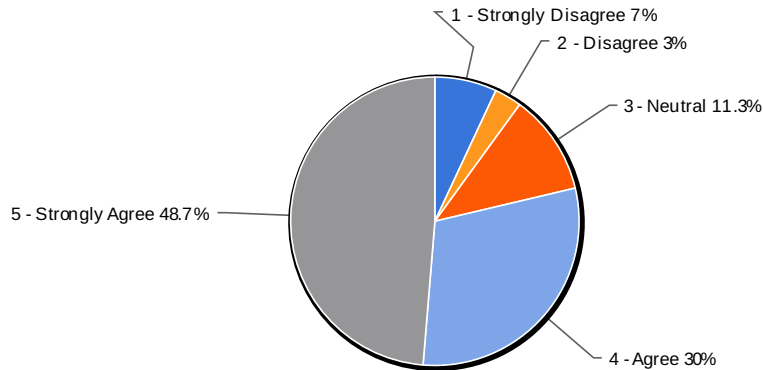


55. This class had the ability to deepen my understanding of the topics covered

Value	Count	Percent %
1 - Strongly Disagree	7	3.0%
2 - Disagree	6	2.6%
3 - Neutral	22	9.6%
4 - Agree	93	40.4%
5 - Strongly Agree	101	43.9%
Not Applicable	1	0.4%

Statistics	
Total Responses	230
Sum	962.0
Avg.	4.2
StdDev	0.9
Max	5.0

56. I would recommend this course to others

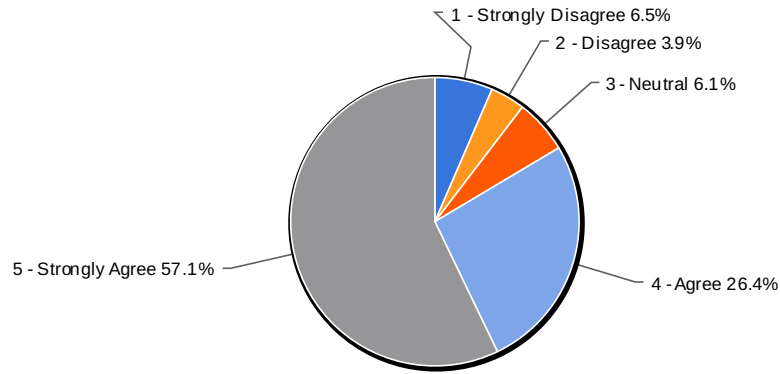


56. I would recommend this course to others

Value	Count	Percent %
1 - Strongly Disagree	16	7.0%
2 - Disagree	7	3.0%
3 - Neutral	26	11.3%
4 - Agree	69	30.0%
5 - Strongly Agree	112	48.7%
Not Applicable	0	0.0%

Statistics	
Total Responses	230
Sum	944.0
Avg.	4.1
StdDev	1.2
Max	5.0

57. I would like to take another distance education course

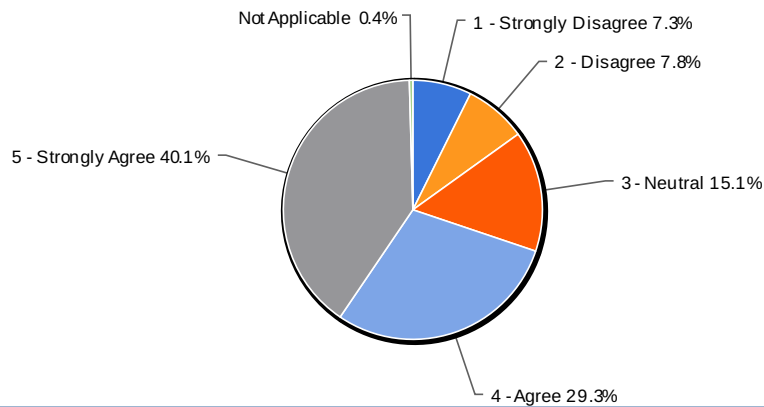


57. I would like to take another distance education course

Value	Count	Percent %
1 - Strongly Disagree	15	6.5%
2 - Disagree	9	3.9%
3 - Neutral	14	6.1%
4 - Agree	61	26.4%
5 - Strongly Agree	132	57.1%
Not Applicable	0	0.0%

Statistics	
Total Responses	231
Sum	979.0
Avg.	4.2
StdDev	1.1
Max	5.0

58. I learned as much in this distance education course as compared to a face-to-face course

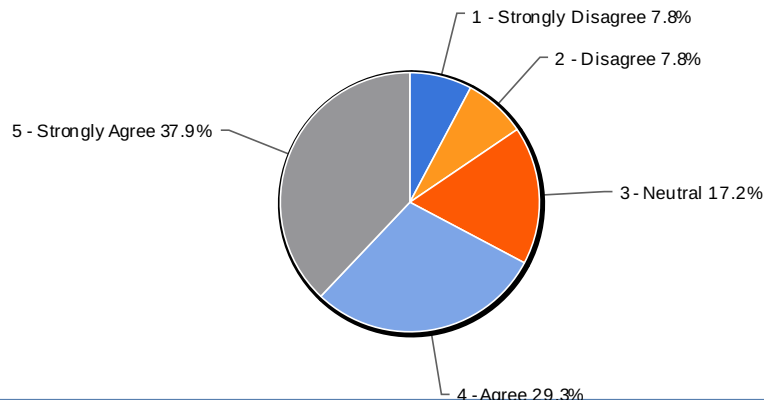


58. I learned as much in this distance education course as compared to a face-to-face course

Value	Count	Percent %
1 - Strongly Disagree	17	7.3%
2 - Disagree	18	7.8%
3 - Neutral	35	15.1%
4 - Agree	68	29.3%
5 - Strongly Agree	93	40.1%
Not Applicable	1	0.4%

Statistics	
Total Responses	232
Sum	895.0
Avg.	3.9
StdDev	1.2
Max	5.0

59. I believe distance education courses are as effective as face-to-face courses

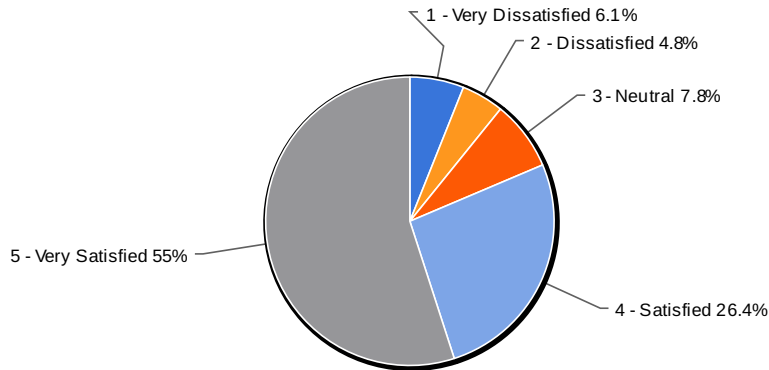


59. I believe distance education courses are as effective as face-to-face courses

Value	Count	Percent %
1 - Strongly Disagree	18	7.8%
2 - Disagree	18	7.8%
3 - Neutral	40	17.2%
4 - Agree	68	29.3%
5 - Strongly Agree	88	37.9%
Not Applicable	0	0.0%

Statistics	
Total Responses	232
Sum	886.0
Avg.	3.8
StdDev	1.2
Max	5.0

60. My overall level of satisfaction with this distance education course.



60. My overall level of satisfaction with this distance education course.

Value	Count	Percent %
1 - Very Dissatisfied	14	6.1%
2 - Dissatisfied	11	4.8%
3 - Neutral	18	7.8%
4 - Satisfied	61	26.4%
5 - Very Satisfied	127	55.0%
Not Applicable	0	0.0%

Statistics	
Total Responses	231
Sum	969.0
Avg.	4.2
StdDev	1.2
Max	5.0